

# SERVICE LEARNING AND A LOCAL ACTION PLAN

TOOLS



## WHAT A L2S LOCAL ACTION PLAN IS

An educating community is a set of territorial actors committed to ensuring the well being of growth of boys and girls.

An educating community contributes in creating more sustainable societies

A Local Action Plan is a strategic document for planning interventions as “educating community” in a given territory.

The L2S Local Action Plan could be useful to promote Service Learning project in order to reinforce connections between school and community.

Our Local Action Plan must be SMART: specific, measurable, achievable, realistic/relevant, and time-bound.



Co-funded by  
the European Union

“Learning to serve: innovative school practices to foster education to common values (2021-1-ES01-KA220-SCH-000032554). Funded by the European Union. Views and opinions expressed are however those of the author(s) only and do not necessarily reflect those of the European Union or the European Education and Culture Executive Agency (EACEA). Neither the European Union nor EACEA can be held responsible for them.



Creative Commons Attribution-ShareAlike 4.0 International License




## HOW TO BUILD A L2S LOCAL ACTION PLAN

To build our Local Action Plan you will need to follow 3 main steps, using the related cards.

1. **MAP**: this is used to define the context for action
2. **ACTION**: this is used to define the concrete actions to be implemented
3. **COMMUNITY**: this is used to re-read the expected change and strengthen the local network.

**In the front** of each card you will find **the explanation** of the contents, **in the back** of the card you will find **the activity** to play.

At the end you will have build your local action plan to act as educating community.



**LET'S START!**

# MAP 1

## IT'S TIME TO MAP YOUR TERRITORY!


Think about your territory ...  
What are its problems ? What are its resources?

For example, **problems** could be:

- *environmental problems: neglected green spaces, lack of care of the environment by the population or the services that should take care of it, strong impacts of climate change...*
- *social: presence of disadvantaged groups, low involvement of certain groups in community life, discriminating behaviours, widespread poverty among the population preventing access to opportunities...*

For example **community resources** could be:

- *the presence of local realities offering services;*
- *collaborations in place with public or private bodies or families;*
- *economic resources that support relevant initiatives*
- *spaces available to the community*



Problems/Needs are the social problems you observe in your territory (not only those within the school!).


**BE THE MOST CONCRETE AS POSSIBLE IN DEFINING THEM  
WITH YOUR CONTEXT IN MIND...  
FLIP THE CARD AND GOOD WORK!**



# MAP 1

**REPRESENT THE CONTEXT...IT'S CREATIVITY TIME!**

**Create the symbol of your community,  
draw it and write the 3 keywords that characterize it**



What problems/needs?

What are the community resources?



Co-funded by  
the European Union

# MAP 2

Here is the Manifesto of the Educating Communities. Below you find the **objectives** that each educating community pursues. Of these, which one do you think is most prioritised and achievable for your territory?

## MANIFESTO OF EDUCATING COMMUNITIES

increase young people's sense of belonging to their community

promote human, cultural and environmental care

promote the well being of all

promote just relations among people of the territory

promote schools connected to life and real problems

promote the sense of co-responsibility and networking

promote glocal experiences and solidarity

offer educational spaces open to different actors

encourage active participation and citizenship of students

## TO REACH



**LOOK IT UP AND THEN FLIP THE CARD TO REWRITE IT, ADAPTING AND SPECIFYING IT BETTER TO YOUR CONTEXT.**



# MAP 2

Please define in more detailed way the objective that you have chosen.

*Example: you chose "to promote cultural and environmental care". Your detailed objective could be "To promote cultural care based on arts of intercultural diversity in our neighbourhood"*



# MAP 3

## THE ACTORS TO REACH THE OBJECTIVE

Ask yourself about these questions....

1. Which actors are relevant/appropriate to involve to achieve your goal?

*Ex: School, artistic association, city council, shops...*

2. What strengths do they have relative to your goal?

*Ex: School has didactic competence and a theatre group; association has artistic skills; city council has public space in the neighbourhood...*


3. What could they do?

*Ex: School: didactic activities; city council: offer a public space; association: prepare the performance with students...*

**FLIP THE CARD AND  
TAKE NOTES FOR YOUR RELEVANT ACTORS!**




# MAP 3




Name:

Note:




Name:

Note:



Name:

Note:




Name:

Note:

Name:

Note:



# ACTION 1

## IT'S TIME TO DEFINE YOUR CONCRETE ACTION(S)!

Now that you have better defined your territory, the objective you want to reach and the actors with whom you want to achieve it, it is time to decide your action(s).

**Remember** that the actions must be concrete and feasible: do not think of activities that are out of your reach!

**Remember** that these actions are fundamental to achieving your goal

**Remember** that these activities must serve to strengthen the educating community

**Example of activities:** meetings, trainings, common events, communication actions...

**FLIP THE CARD AND COMPLETE THE SHEET!**



Co-funded by  
the European Union

# ACTION 1

## USE THIS TOOL TO DESCRIBE YOUR ACTION/S

### WHAT I WANT TO DO (describe your action)

*Ex: student's theatre performance on interculturality during a public event...*

### WHO MY TARGET IS

*Ex: families, CSOs, citizens...*

### WHY IS RELEVANT

(what changement could I achieve thanks to this action?)

*Ex: raise awareness of the community on the richness of diversity in our neighbourhood*

## YOUR ACTION CAN BE CONNECTED WITH...

( cross the related SDGs)



Co-funded by  
the European Union

# ACTION 2

## PLAN YOUR ACTION

Your action needs to be well defined. Now that you have decided what you want to do, describe in detail all the steps you have to take.

### REMEMBER TO:

Give some details of the activities

Identify the person/people responsible for each activity

Fix the timing and the deadline for the activities

Finally take notes of the resources that you need to realize your actions

**FLIP THE CARD AND COMPLETE  
ALL THE REQUIRED INFORMATION**



# ACTION 2

## YOUR ACTION

(insert the title)

*Ex: Student's theatre performance on interculturality*

<b>Sub-Activity to be realized</b>	<b>Where the activities will be realized?</b>	<b>Who is the responsible for each sub-activity?</b>	<b>By when ?</b>	<b>Resources (human, economic and materials) that I need</b>
<i>Example Sub-act 0: Meeting between teachers and local artistic association to plan the agenda of the meetings with students</i>	<i>Example: School space</i>	<i>Example: Teacher referent for the didactic theatre activities</i>	<i>Example: October 2023</i>	<i>Example: Calendar of the meeting</i>
<i>Sub - act.1</i>				
<i>Sub - act.2</i>				
<i>Sub - act.3</i>				
<i>Sub - act....</i>				



# COMMUNITY 1

## WHAT DO YOU COULD LEARN FROM YOUR ACTION?

After you have planned your local action, it is important to reflect on the potential effectiveness of the action in view of the objective you have set.

Myself/my organization  
could learn

My target could learn

My community could  
learn

**FLIP THE CARD AND COMPLETE  
YOUR LOCAL ACTION PLAN**



# COMMUNITY 1

IT IS TIME TO REFLECT ON YOUR ACTION

**YOUR LOCAL ACTION PLAN.**  
Write down your future actions.

1.

2.

3.

....

**DO YOU KNOW SERVICE LEARNING?**  
Cross your score.

0  
very low

10  
very high

Go to the Infokit to discover more and what could be your role in developing a Service Learning project.

